



UltraSync™

Remotely Control your security system from virtually anywhere in the world



For use with UC-331 Dual Path Communication Module

### QUICK REFERENCE GUIDE

## Adding Users

1. Tap the Site Name.
2. Tap Users
3. Select a User from the dropdown.
  - a. Change username
  - b. Change PIN
  - c. Tap **Save**
4. Provide new user the username, PIN serial number and passcode
5. New user must perform Steps A, B, and C.

Notes:  
 Maximum of 24 users  
 User type Master can manage users  
 User type Standard cannot manage users

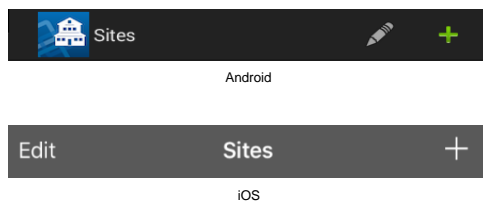
## Step A

Download the UltraSync app.



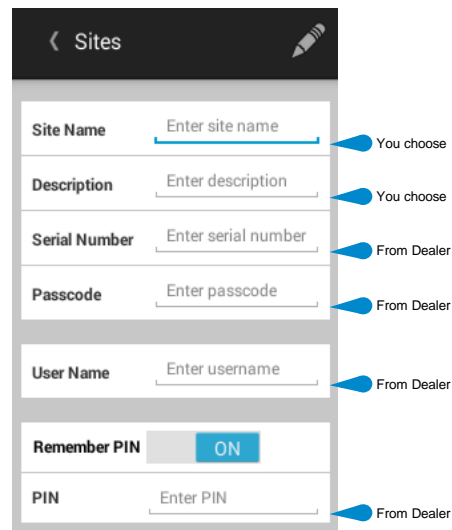
## Step B

Launch the UltraSync App and tap + at the top of the screen to add a site.



## Step C

Enter Panel Information.

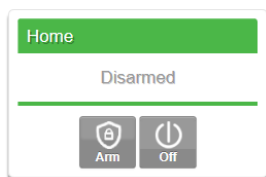


## Change Credentials

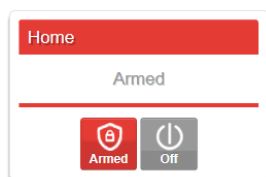
1. Tap the Site Name.
2. Tap Users
3. Select User from dropdown.
  - a. Change username
  - b. Change PIN
  - c. Tap **Save**
4. Tap **< Sites** to return to Sites list.
5. Edit site to update username.
  - a. Tap or to edit site
  - b. Tap **Edit** or
6. Update username and PIN. Tap **Done** or **Update Site**

## Arming/Disarming

1. To arm panel select:



2. To disarm panel, select:



## Panel Info

Serial Number:

\_\_\_\_\_

Passcode:

\_\_\_\_\_



Specifications subject to change without notice.

© 2017 UTC Fire & Security Americas Corporation, Inc.  
 All rights reserved.  
 All trademarks are the property of their respective owners.